


LEARN TO PLAY


# SIX HYMNS IN SIX DAY S



## Day Six

Thumb Under  
The Up-Beat  
Dotted Eighth & Sixteenth Notes  
Daily Review  
Today's Hymn: **God Be With You**

*Here's what you will  
learn today!*



# Thumb Under

At Last! The **FINAL** day!!

Just **three** new concepts today and you're all **through** !!

In the hymn you will learn today, "**God Be With You**", there are two passages where the fingering appears to be **unusual**. T

The **thumb** will have to cross **under the third finger (middle finger)** in order to play its note.

**It is really quite easy !!** *(but it does take some practice).*

Here is the passage:

Till we meet, \_\_\_\_\_ till we

While you play the **first two notes** with your **second and third finger**, move your **thumb** underneath the **third finger** so that it can play the "**G**"



Practice these measures several times until you feel comfortable with them.

This **pattern** will occur in many of the hymns that you will be learning

# The Up-Beat

Hymns sometimes begin with **one beat** immediately in front of the first bar line. This is called an **up-beat** or a **pick-up**.

Here are some hymns with Up-beats:

- There is an Hour of Peace and Rest
- We Thank Thee, O God, for a Prophet
- Redeemer of Israel
- Sweet Hour of Prayer
- The Lord My Pasture Will Prepare

Here is the **FIRST LINE** of “Sweet Hour of Prayer”

## Sweet Hour of Prayer

*Peacefully* ♩=14-16

1. Sweet  
2. Sweet

hour hour  
of of  
prayer! prayer!  
sweet sweet  
hour hour  
of of  
prayer! prayer!  
That Thy

Count: 3

Here is the **LAST LINE** of that hymn.

they wait  
re for - tum, thee,  
sweet sweet  
hour hour  
of of  
prayer! prayer!

Count: 1 2

Notice that **the last measure** of this hymn has a **half note** which only gets **TWO COUNTS**.


You would count **ONE – TWO ...**

The **third count** comes on quarter note of the **first measure**.



The chorister will be lifting their arm upwards when you play that **first note**.

# Dotted Eighth Note and Sixteenth Notes

 = DOTTED EIGHTH NOTE

 = SIXTEENTH NOTE  
(it's sprouted again!)


The **DOTTED EIGHTH** and **SIXTEENTH NOTES** can be written in two (2) ways:


With **FLAGS** like this:  or with **BEAMS** like this: 

Here is a *delicious, tasty, savory, appetizing* way to count **DOTTED EIGHTH** and **SIXTEENTH NOTES**

## “One Potato, Two Potato, Three Potato, Four Potato”

Now add the notes to the words like this:

  
 1 po-ta-to 2 po-ta-to 3 po-ta-to 4 po-ta-to  
 or  
 1 & a 2 & a 3 & a 4 & a



Now **CLAP** and say the **rhythm words** for the **DOTTED EIGHTH** and **SIXTEENTH NOTES** until you can do them with ease.

  
 1 & 2 & a 3 & a 4 & 1 & 2 & a 3 & 4 &

  
 1 & 2 & a 3 & a 1 & 2 & a 3 & a 1 & a 2 & a 3 & 1 & 2 & 3 &

In the **hymn** today you will be playing this **rhythm** several times. Here is the passage.




  
 2 3 1 3  
 Till we meet,  
 4 & a 1 2






# Daily Review



1. What does **THUMB UNDER** mean ? \_\_\_\_\_
2. What is an **UP-BEAT** (pick-up beat) mean ? \_\_\_\_\_
3. What type of note is this?  ? ?
4. How many beats does this get?  ?
5. What type of note is this?  ?
6. How would you count this?



## TOP SECRETS

As you play when other people are singing, it is easy to get **flustered!**  
**Just take it easy and have fun!!**



Another **SECRET** we have learned **if** you do get flustered, or **if** the melody part is **too difficult**, just continue playing only the chords with the *left hand* and **forget about the right hand!**

You could also try playing just the **FIRST NOTE** of each measure with the right hand and all the chords with the left hand. People will be able to sing the melody and ***you will still sound great!***

*It's time to learn our FINAL hymn ... "God Be With You Till We Meet Again"*  
 Remember how to practice it.

**Good Luck!**

# God Be with You Till We Meet Again

Reverently ♩=66-80

1. God be with you till we meet a - gain;  
 2. God be with you till we meet a - gain;  
 3. God be with you till we meet a - gain;

By his coun - sels guide, up - hold you;  
 When life's per - ils thick con - found you;  
 Keep love's ban - ner float - ing o'er you;

With his sheep se - cure - ly fold you.  
 Put his arms un - fail - ing round you.  
 Smite death's threat - ning wave be - fore you.

God be with you till we meet a - gain. Till we  
 God be with you till we meet a - gain.  
 God be with you till we meet a - gain.

God Be with You Till We Meet Again

1 3 5 4 3 1 3 5 4  
meet, - till we meet, - Till we

3 4 3 2 1 3 2 2 3  
meet at Je - sus' - feet, Till we

1 3 5 4 3 2 4  
meet, - till we meet

5 4 3 2 1 2 3 2 1  
God be with you till we meet a - gain.

Words: Jeremiah E. Rankin, 1828-1904

Music: William G. Tomer, 1833-1896

Six Hymns in Six Days. Arr. © 2013