


Learn to Play
SIX HYMNS IN SIX DAYS



WEEK TWO

DAY TWO



by **David John Potter**

How to Play the Black Notes

Last week we learned to play some of the **WHITE** keys

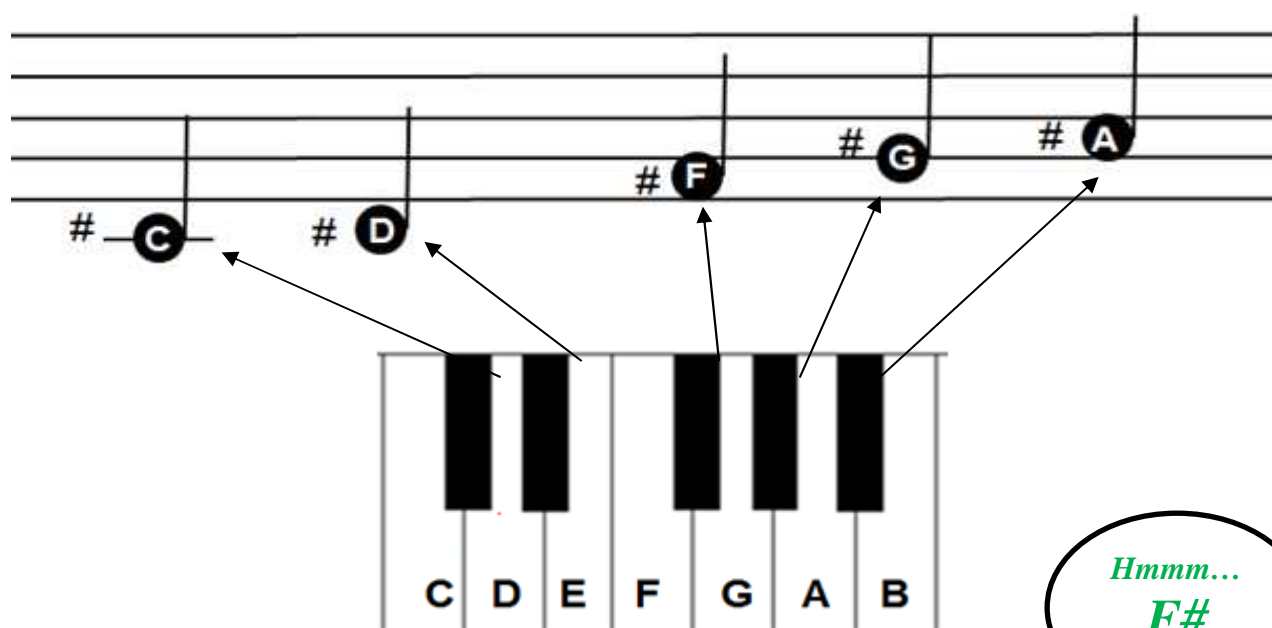
This week we learn to play a couple of the **BLACK** keys.

In the diagram below,

the **BLACK** key just to the **right** of a **WHITE** key is called a **SHARP**.

On your music, the **sharp** will be shown by a **#** sign and is placed to the **left** of the note.


For example, the **black note** to the right of **middle C** is called "**C Sharp**"
the one to the right of "**D**" is called "**D Sharp**".... and so forth
(we won't need to worry about **E#** nor **B#**).



Go to the keyboard now, and find all the **F#s**.

This is the **only sharp** will be using today.


In our new hymn today, we will be playing several **F#s**.



Naturals

Sometimes a hymn will have you play the **F# key** (the black key) instead of the just F. All the F's in the **rest of the measure** are played as **F#**.

In the **next measure**, the **F** is just play normally ...

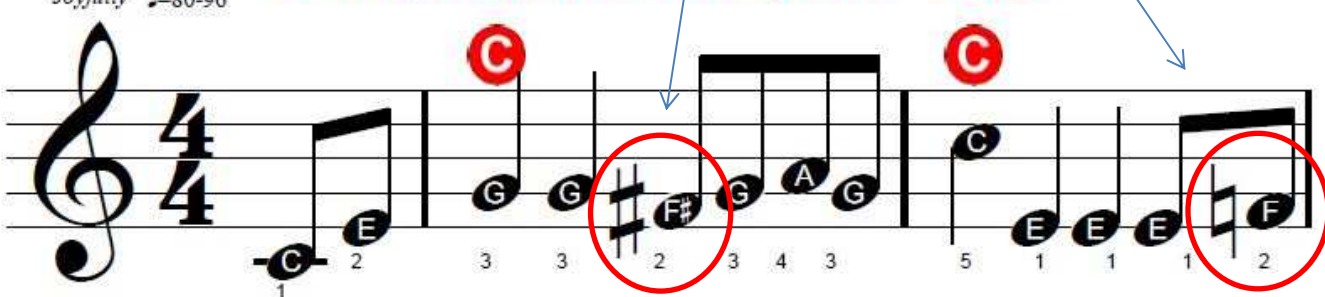
When this happens the music sometimes will place a symbol  called a **"NATURAL"** to the **left** of the note to remind you to switch back and play the **F key** (the white key).

In our hymn today on the first line you will see the **F#** and then the **F natural**.


21

Joyfully ♩=80-96

Come, Listen to a Prophet's Voice



In the next line it shows a two regular Fs ... so just play the normal **F (white note)**.



So let's learn the new hymn for today ...

HYMN for Today



Today we will first learn **“Come, Listen to a Prophet’s Voice”** (Hymn #21).


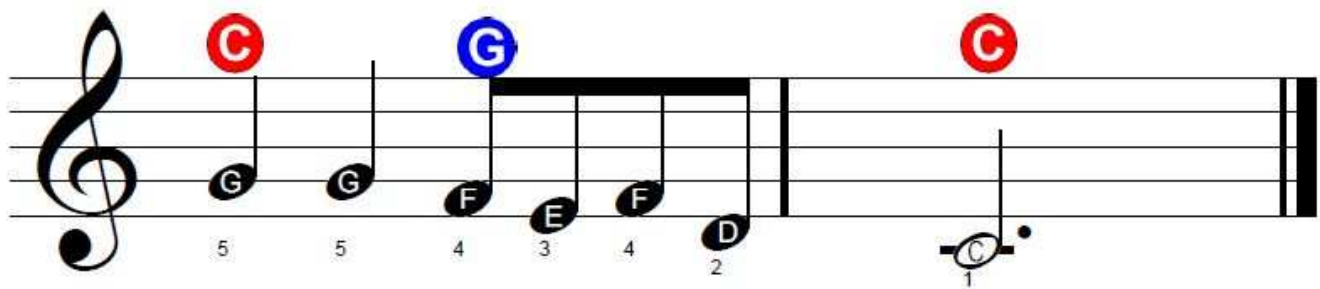
This hymn has several **F#s** and **F Naturals** in the music.

In the **last measure** of the hymn notice that **there isn’t a SHARP nor NATURAL sign.**

Do you play F# or F natural?

Well, if there is nothing shown, then you just play the **regular F key.**

IT’S EASY!!



TOP SECRETS

Let’s review how to **learn** this hymn.

- If you just have the **black and white version**, remember to **COLOR** all the Chord Symbols.
- **Tap and count** the rhythm (do this 3 times).
- Play just the **chords** with the **Left Hand** while counting the rhythm (do this 5 times)
- Play just the **melody** with the **Right Hand** while counting the rhythm (do this 5 times)
- Play both the melody and the chords together. Start slowly and then build up the speed.
- Repeat steps 3, 4, and 5 until the hymn is mastered!



21

Come, Listen to a Prophet's Voice

Joyfully ♩=80-96

1. Come, lis - ten to a proph - et's voice, And
 2. The gloom of sul - len they dark - ness spread Thru
 3. 'Tis not in man words they put their trust Nor
 4. Then heed the words of truth and light That

hear earth's on flow the ex - his from word tend arm foun - of ed re - tains God, space ly, pure. And Is Full Yea,

in the way of truth re - joice, And
 ban - ished as - sured, our all liv - ing Head, And
 well keep His law with all they ac - cursed might And
 Who

sing God Je - sus e - joy shown Christ - a his de - tion's - loud face, ny, sure, We've Thru The Till



Come, Listen to a Prophet's Voice

found - the way the proph - ets
 err - ing shemes in his - days - now
 Sav - ior - to hear the - peo - ple
 thou shalt hear the the - ly
 went past saith, voice Who
 The "Let As -

lived world in days of yore.
 all has in has gone a - stray;
 sure my e - ter - nal reign,
 An
 Yet
 And
 While

other - er proph - et now is sent This
 Saints of shall and God - have found at ing last The
 signs of shall and cheer - low at - thy faith, Down
 joy and cheer at - tend thy choice, As

knowl - edge to nar - re
 straight - and the lat - row
 to one who shall ob -
 store.
 way.
 day."
 tain.

Words: Joseph S. Murdock, 1822-1899. Verse four, Bruce R. McConkie, 1915-1985
 Music: Joseph J. Daynes, 1851-1920

Six Hymns in Six Days Arr. © 2013