


Learn to Play
SIX HYMNS IN SIX DAYS




WEEK TWO

DAY THREE



by **David John Potter**



Six Hymns in Six Days Week Two

DAY THREE



“KEY of C” and “KEY of G”

Last week we learned how to play hymns that used just white notes.

This type of music is what they call the **“KEY OF C”**.

When music is written so that **F#** is used throughout the piece, it is called the **“KEY OF G”**.

Instead of marking each F with the sharp symbol, the sharp symbol is put at the beginning of each line.

Today we will be learning the hymn **“A Poor Wayfaring Man of Grief”**.

Look how **the sharp symbol** is placed at the **beginning of the line** between the treble cleff and the time signature.

In the second full measure of the line is an **F** ... but since this hymn is in the **“Key of G”** you will play an **F#**.

A Poor Wayfaring Man of Grief

1. A poor way - far - ing Man of
 2. Once, when my scant - y meal was
 3. I spied him where a foun - tain

Chords for "KEY of G"

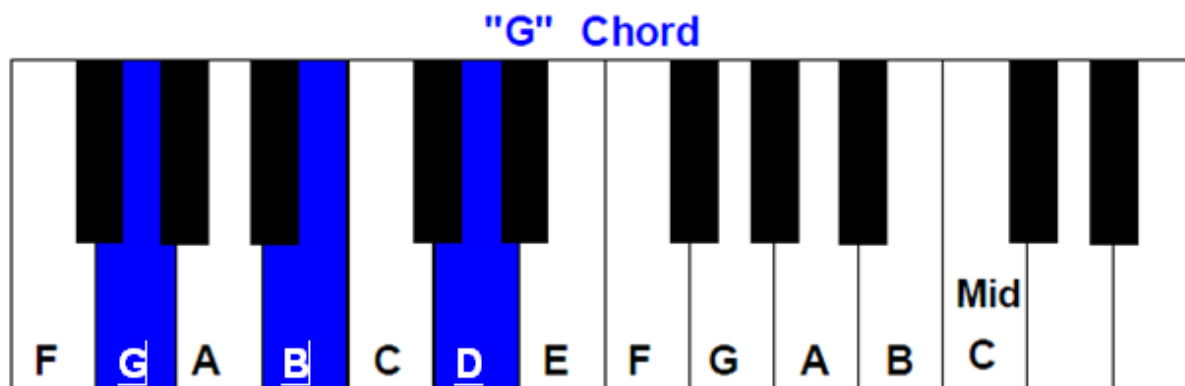
"Easy Position"

Last week we learned three chords for the hymns written in the **Key of C**. They were the **C, F, and G** chords.

This week, we will learn three chords for the hymns written in the **Key of G**. These chords are **G, C, and D**.

That's right! You already know two of these chords ... the **G chord and the C chord !!** We will learn these in what I call the **"Easy Position"** ... meaning that it is easy to go from one chord to another.

Let's first start with the **"G" chord** and play it in the **Root Position**.



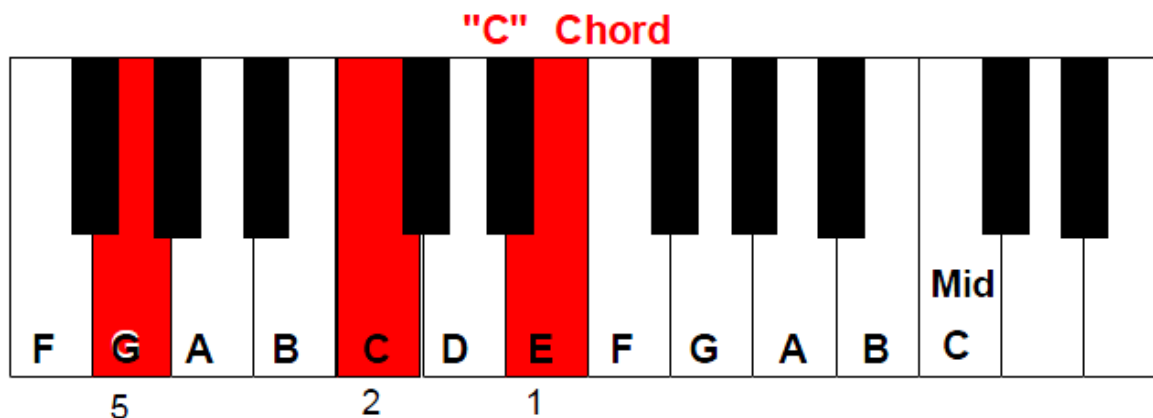
Fingering:

5 3 1

Let's play the other two chords in what I call the **"EASY" position**.

To play the **"C" chord**

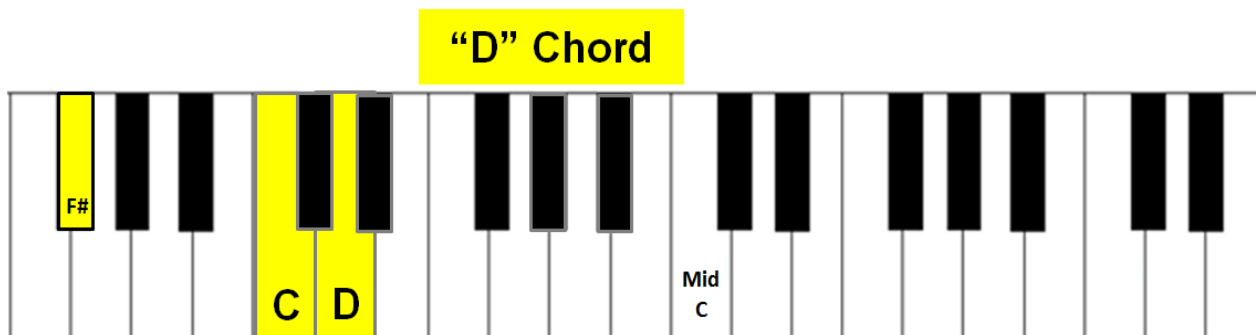
- Leave your little finger on "G"
- Take your third finger off of B, and put your second finger up on "C"
- Move your thumb up to "E"



5 2 1

To play the **“D” chord**



- Leave your second finger on “C”
- Move your thumb down to “D”
- Move your little finger down to “F#”



Playing these chords is **“Easy”** because the left hand doesn’t have to move to far from each chord.

EXERCISES

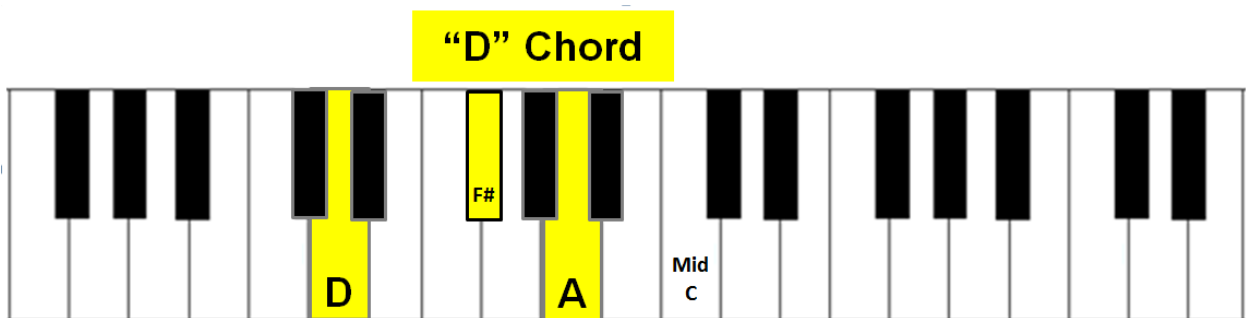
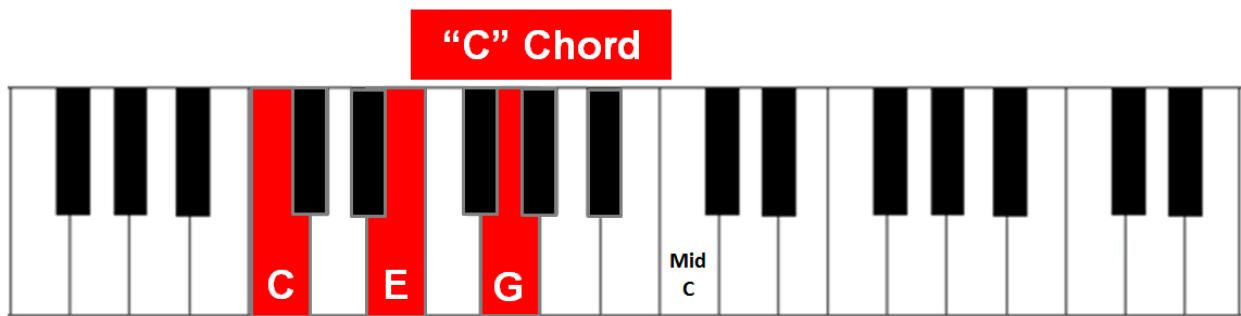
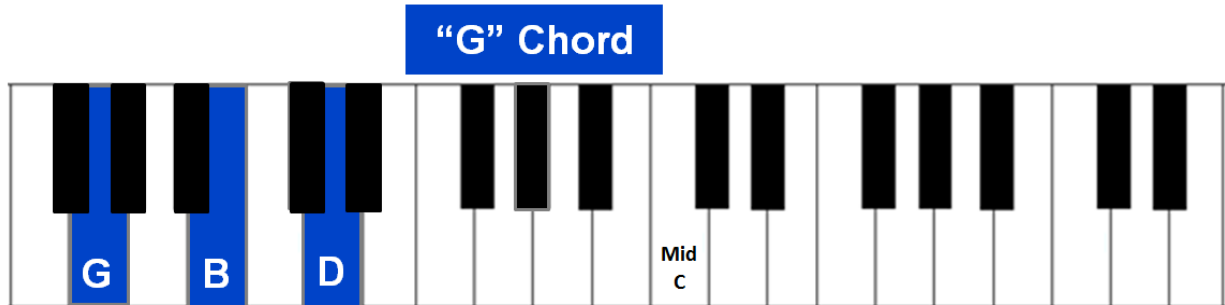
Try playing the following exercises with the chords using the **“EASY”** positions.



Chords for “KEY of G”

“Root Position”

These same three chords can also be played in their **Root Positions**.



Try playing the exercises on the previous page

but this time with the chords in the **“ROOT POSITION”**.

*The same fingers will be used for each chord. By just placing your little finger on the bottom note, the other fingers will naturally be placed on the other notes. **It's EASY !!!***

HYMNS

Today we will learn two hymns:

- “A Poor Wayfaring Man of Grief” (Hymn #29)

This hymn is written in the “**Key of G**” ...
which means that you will be playing **F sharps (#)** instead of just **F**.

Secrets to Learning these Hymns

- Notice that the hymn has a **pickup note**
- Try practicing each hand by itself
- Count out loud
- Try playing the chords in their **Root Positions** and also the **‘EASY’ positions.**
- Try singing the hymn while you are playing.
- Say the names of the note out loud while playing just the melody.



GOOD LUCK !!!



Peacefully ♩=96-112 **A Poor Wayfaring Man of Grief**

1. A poor way - far - ing Man of grief Hath
 2. Once, when my scant meal was spread, He
 3. I spied him where a foun - tain burst Clear

of - ten crossed me on my way, Who
 en - tered; not a word he spoke, Just
 from the rock; his strength was gone. The

sued - so - hum - bly for re - lief That
 per - ish - ing for want of his bread, I
 heed - less wa - ter mocked his thirst; He

I could nev - er an - swer nay, I
 gave him it, saw he it hur - rying brake, And
 heard it, saw it it rying on. I

A Poor Wayfaring Man of Grief

had ate, not but pow'r gave to ask his name, Where -
 ran and raised the me the part a - gain, Mine
 Thrice

to he went, or whence he came; Yet
 was an an - gels por drained then, For
 from the stream he he my cup, Dipped

there while was some - thing in his eye That
 and I re - turned with it ea - ger haste, The
 I

won crust my love; I knew not why.
 drank was and nev - er to thirst - ed my taste.
 more.