


LEARN TO PLAY

SIX HYMNS IN SIX DAY S




Day Five

Wacky World of Chords
D minor Chord
A minor Chord

Hymns
"Abide With Me"
"Praise to the Man"

*Here's what you
will learn today!*





“Wacky World of Chords”



Today we will be learning about the “**Wacky World**” of chords.

I called this “**Wacky**” because it may sound **hard** but it is really **EASY !!**

The first type of chord is called the “**Major**” chord.

All the chords you have learned so far are these types of chords (C, D, F, G).

The second type of chord is the “**minor**” chord.

The only difference between these two types of chords is the “**middle note**” of the root chord.

The MAJOR chords seem to have a more “**HAPPY**” sound to it ...



while the MINOR chords seem to sound a little “**sad**”.



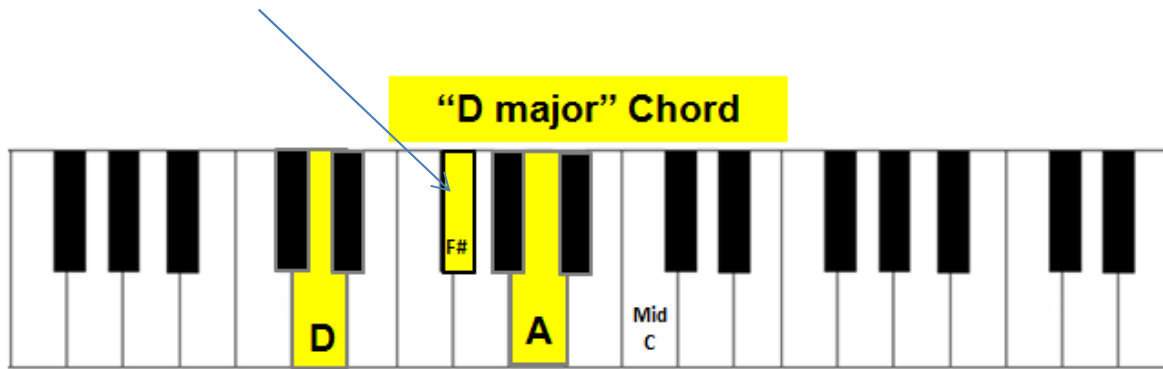
Today,
you will be learning the “**D minor**” chord
and the “**A minor**” chord.



"D minor" Chord

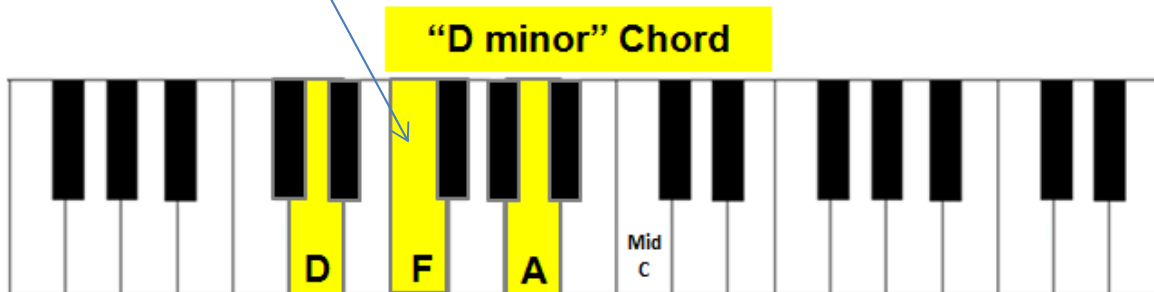
First, play the **"D Major"** chord in the **ROOT POSITION** (with D as the **bottom note**).

The notes are **D**, **F #**, and **A**.



Now let's learn the **"D minor"** chord.

... just play the **"F"** note rather than the **"F sharp"** note.



Play the **"D major"** chord and the **"D minor"** chords over and over ... do you hear something different between the two chords?

The **"D major"** chord seems to have a more **"HAPPY"** sound to it ...



while the **"D minor"** sounds a little **"sad"**.



The **"D major"** chord is shown like this:



The **"D minor"** chord is shown with a small letter 'm' next to the **D** like this:

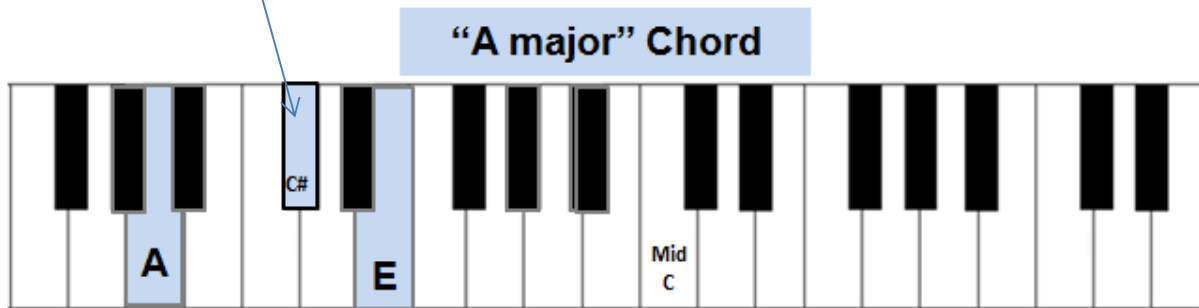




"A minor" Chord

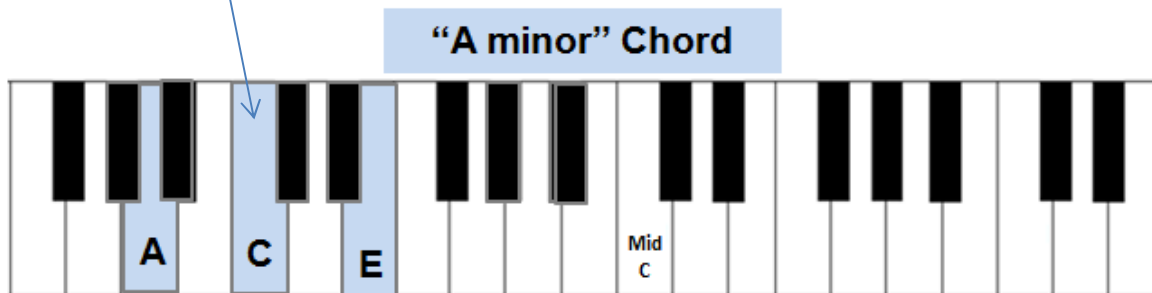
First, play the "A Major" chord in the **ROOT position** (with A as the bottom note).

The notes are: **A**, **C #**, and **E**.



Now, to play the "A minor" chord ...

just play the "**C**" note rather than the "**C sharp**" note.



Play both the chords over and over ... do you hear something different between the two chords?

The "A major" chord seems to have a more **"HAPPY"** sound to it ...



while the "A minor" sounds a little **"sad"**



The "A major" chord is shown like this:



The "A minor" chord is shown with a small letter 'm' next next to the A like this:





Today's Hymns

Today we will learn **two** hymns that have a **'D' minor** chord and a **'A' minor** chord in them.

- **Hymn #166 – “Abide with Me!”**
 - This hymn uses the A minor chord a couple times.
 - Because this hymn is in the Key of C, the F sharp has the # sign in next to the F.
- **Hymn #30 – “Praise to the Man”**
 - This hymn uses the A minor chord and a fermata ...

Learning Secrets



- Remember that the **'D minor'** and **'A minor'** chords do
- Find all the **minor chords** before you play the hymn.
- Try playing the chords in their **Root Positions** and also the **'EASY' positions**.
- Try practicing each hand by itself
- **Count out loud**
- Try **singing the hymn** while you are playing.
- **Say the names of the note** out loud while playing just the melody.

Don't worry ... just try **singing** the hymns when you practice them
and it will easy!!



GOOD LUCK !!!



Abide with Me!

Reverently

C **G** **A_m**

1. A - bide with me! fast
 2. Swift to need with its thy close pres - ebbs
 3. I need thy pres - ence

F **C**

falls out ev - the life's 'ry e - lit - ven - tide; day. hour.
 pass - ing

C **F** **C**

The Earth's What dark joys but - ness grow thy deep dim; grace - ens. its can

G

Lord, glo foil - with ries the me pass tempt - a - a er's - bide! way. pow'r?

Copyright © 2011 Six Hymns in Six Days All rights reserved.



NOTE: in the last line there is an "F Sharp"



Abide with Me!

Chords: C, G, A_m, C

When oth - er help - ers
 Change and de cay in
 Who, like thy self, my

Chords: F, D_m

fail and comf - forts flee,
 all a - round I see;
 guide and stay can be?

Chords: G, C, A_m

Help of the help - less, oh, a -
 O thou who and chang - est, not, a -
 Thru cloud and sun - shine, Lord, a -

Chords: C, G, C

bide with me!
 bide with me!
 bide with me!

Text: Henry F. Lyte, 1893-1847
 Music: Willaim H. Monk, 1823-1889

Copyright © 2011 Six Hymns in Six Days All rights reserved.



27

Vigorously ♩=76-96

Praise to the Man

1. Praise to the man who com - muned with Je - ho - vah!
 2. Praise to his mem - 'ry, he - died as a mar - tyr;
 3. Great is his glo - ry and end - less his priest - hood.
 4. Sac - ri - fice brings forth the bless - ings of heav - en;

Je - sus a - nointe - ed that Prophet - et and Seer.
 Hon - ored and blest be his ev - er great name!
 Ev - er and ev - er for the keys he will hold.
 Earth must a - tone for the blood of that man.

Bless - ed to o - pen the last dis - pen - sa - tion,
 Long shall his blood, which the shed by as - sas - sins,
 Faith - ful and true, he will en - ter his king - dom,
 Wake up the world for the con - flict of jus - tice.

Kings shall ex - tol him, and na - tions re - vere.
 Plead un - to heav'n while the earth - lauds his fame.
 Crowned in the midst of the proph - ets of old.
 Mil - lions shall know "Broth - er Jo - seph" a - gain.

Praise to the Man

Hail to the Proph - et, as - cend - ed to heav - en!

Trai - tors and ty - rants now fight him in vain.

Min - gling with Gods, he can plan for his breth - ren;

Death can - not con - quer the he - ro a - gain.